

# ISUZU D-MAX ACCESSORIES

2024 BROCHURE





# ALPHA XS-T LEISURE CANOPY



## THE PERFECT LEISURE CANOPY

The Alpha XS-T features an integrated roof system and a sliding bulkhead window, providing excellent ventilation, which is especially useful if you're traveling with a dog. Additionally, the XS-T includes a convenient automatic LED interior light for improved visibility, and a 12V socket, perfect for charging devices on the go.



## KEY FEATURES & BENEFITS

- ✓ Leatherette lined interior
- ✓ Dark tinted windows all around
- ✓ Sliding bulkhead window
- ✓ Heated rear window
- ✓ Automatic interior LED light
- ✓ Central locking from vehicle's FOB
- ✓ 6-point non-drill clamp fitting
- ✓ Brushed silver roof system
- ✓ Reinforced tailgate frame
- ✓ Twin smooth lift gas rams
- ✓ 12V charging socket





# ALPHA SC-Z SPORTS COVER



## KEY FEATURES & BENEFITS

- ✓ Central locking from vehicle's FOB
- ✓ Carpet lined headliner
- ✓ 6-point non-drill clamp fitting
- ✓ Titanium coloured side fins
- ✓ Automatic LED interior light
- ✓ Stainless steel hardware
- ✓ Smooth opening/closing
- ✓ Fully weather resistant
- ✓ Dupont matched paint finish

## SPORTY STYLE

A super stylish design with spoiler and dynamic side fin detailing, the feature packed Alpha SC-Z sports tonneau cover is a perennial best-selling upgrade. Its powerful gas struts ensure easy lift-up lid action and the clamp fitting system means that no drilling is required.





# PROTOP GULLWING CANOPY



## THE PROFESSIONAL'S CHOICE

Developed specifically for commercial, professional and fleet use, the ProTop Gullwing canopy is both a versatile and practical choice. Its gullwing style side doors offer unrivalled ease of access to both sides of the load bed. Its standard features are central locking, LED light, lift-up side doors and easy non-drill fitting system.



## KEY FEATURES & BENEFITS

- ✓ Gullwing lift-up side doors
- ✓ Central locking to all doors
- ✓ Glass or solid rear door
- ✓ LED interior light
- ✓ Jet-washable interior
- ✓ Reinforced fibreglass construction
- ✓ Stainless steel hardware
- ✓ TUV, IVA and ABE certified
- ✓ White or colour coded
- ✓ Non-drill fitting system





# AEROKLAS COMMERCIAL CANOPY



## KEY FEATURES & BENEFITS

- ✓ E-tronic central locking
- ✓ Dark tinted rear glass
- ✓ Roof rails with 80kg capacity
- ✓ Extremely lightweight
- ✓ LED interior light
- ✓ Jet washable interior
- ✓ ABS double shell technology
- ✓ Non-drill fitting system
- ✓ Sliding bulkhead window



## BUILT TO SERVE

Designed and built for the commercial market, this hard-working canopy features solid sides for enhanced security. The double skin ABS shell guarantees strength and weatherproofing. Its long list of standard features includes central locking, sliding bulkhead window, built-in roof system, dark tinted rear glass and LED light.



# RETRACTABLE ROLLER SHUTTERS



## ELECTRIC AND MANUAL ROLLER SHUTTERS

A popular and practical aftermarket addition, roller shutters are fully lockable to help safeguard tools and equipment. Whether electric or manual option, a roller shutter looks great and is both weather-resistant and attack-resistant, helping to protect cargo. The stylish and timeless design is packed full of features, with quick and easy installation.





# MOUNTAIN TOP EVO-M ROLL



## MOUNTAIN TOP EVO SERIES

Mountain Top EVOM roller shutters are fully lockable to help safeguard tools and equipment. Engineered to protect cargo from the elements, their cutting-edge water management systems mean they are among the most weather-resistant on the market. The 'Infinity' design is packed full of features, with quick and easy installation.




# EZY ROLL-UP TONNEAU COVER




## EZY ROLL TRUCK LOAD BED COVER

Protect your cargo with the Ezy Roll load bed cover for the Isuzu D-Max. Featuring durable aluminium slats and industrial-grade leatherette, it offers superior weather resistance and security. With easy one-handed operation and a sleek, seamless design, it's the perfect addition to your truck.





# PRO-FORM 5 PIECE SNUG LINER



## KEY FEATURES & BENEFITS

- ✓ 5-piece sectional kit
- ✓ Seamless, snap-fit installation
- ✓ Unique non-skid flooring
- ✓ UV, chemical and oil-resistant
- ✓ Access to factory tie hooks
- ✓ Packed into a single box
- ✓ Compatible with covers
- ✓ Durable TPE construction
- ✓ No drilling required



## INNOVATIVE DESIGN

The Snug Liner is an innovative under-rail bed liner. Its unique five-piece design, precision moulded to the contours of the truck bed, allows for a snug, neat fit. Non-slip properties, an attractive finish and incredible durability, the Snug Liner offers superior protection for the entire load area while preserving access to the truck bed's tie-down hooks.



# PROTOP RHINO SLIDING TRAY

## PERFECT FOR CARGO HANDLING

- ✓ Impressive 300kg load capacity - allows for heavy cargo
- ✓ Multiple locking positions - for safety and convenience
- ✓ Anti-slip deck surface - preventing cargo from moving around
- ✓ Tie-down points - allows you to keep heavy cargo safe and secure
- ✓ Twin cable handle - designed to be operated with minimal effort



**NOTE: PICTURED ON FORD RANGER**



# PROTOP ALLOY SLIDING TRAY

## EFFORTLESS ACCESS TO CARGO

Effortlessly organise and access your load bed cargo with a ProTop sliding tray. No more climbing or reaching over into the back of the pickup to load and unload heavy or cumbersome cargo. Choose from a non-slip rubber or alloy surface; both are sturdy, extendable, and easy to install. With their impressive 300kg load carrying capacity, 6 tie-down points and durable finish, they combine convenience, practicality and efficiency.






# PROTOP TWIN DRAWERS

This innovative heavy-duty storage and cargo management solution from ProTop provides two full load bed length lockable drawers. The two drawers have a 80kg carrying capacity each! This comprehensive storage system helps ensure there is no loose cargo in the load bed, any valuable cargo can be kept under lock and key and it puts an end to reaching or crawling to access items in the back of your D-Max.

- ✓ Twin drawers with security locks
- ✓ 80kgs per drawer load rating
- ✓ 500kgs floor load rating





# AEROKLAS FULL-LENGTH DRAWERS

This easy-to-fit, heavy-duty drawer system is tailored to fit the D-Max perfectly and being manufactured by Aeroklas means quality is assured. This bespoke storage system has galvanised lined interior metal drawers and steel frame construction. The twin, full-length drawers are lockable for added security with positive latching in the closed position. The flat surface above the drawers provides a flat, durable and elevated carpeted surface with hidden side access panels.





# MONSTER ARCH EXTENSIONS



## STYLISH BY NAME AND NATURE

Upgrade your Isuzu D-Max with Predator's incredible 150mm ultra-wide arches. Available OE colour-coded, they offer an aggressive stance and allow larger wheels to fit. High-quality with a smooth gloss finish, they are the ultimate styling extra for your D-Max. Professional installation is advised.







# STYLISH WHEEL ARCH KIT



## OE STYLE WHEEL ARCHES

These sleek, smooth, boltless design wheel arch extensions for the Isuzu D-Max are available in OE factory colours or matt black, for vehicles with/without parking sensors. They are simple to fit, with no drilling required and provide circa. 30mm of additional tyre coverage, should you opt for bigger wheels and tyres.



# 20" PREDATOR PANTHERA ALLOYS



## ULTRA-WIDE OFFSET

Your new wider arches deserve bigger wheels! Ensure your D-Max reaches its full potential with a set of formidable Predator Panthera alloy wheels. These alloys feature an impressively wide offset, hence requiring a wheel arch kit. Boasting a remarkable load rating of 1,250 kilograms per wheel, these strong and durable multi-spoke design alloys are exclusively crafted for the Isuzu D-Max.







# PREDATOR ICONIC ALLOYS



## AN ICON IN WHEEL UPGRADES

The Predator iconic; imposing multi-spoked design matt black alloy wheels. These coveted iconic alloys feature an 'XD' wide offset; so, for those wanting to add a more aggressive stance their D-Max, they tick every single box. Should you choose this iconic upgrade, the increased track width and offset means that arch extensions are required.



# BONNET PROTECTOR



## AN EASY-TO-FIT, MUST-HAVE ACCESSORY

- ✓ Choice of dark smoke or matt black finishes
- ✓ Made from high-quality acrylic – durable and UV resistant
- ✓ Angled design – helps deflects stones, debris and insects
- ✓ Easy 20 minutes clip-and-go installation - no drilling needed
- ✓ Cost-effective vehicle protection and styling - combined

# TINTED WIND DEFLECTORS



## IMPROVE CABIN COMFORT

- ✓ Helps prevent wind and rain coming in through open windows
- ✓ Aerodynamic design – helps to reduce drag and wind noise
- ✓ Maximises fresh air circulation – while keeping out the elements
- ✓ Dark-tinted – helps reduce unwanted sun glare coming into the cab
- ✓ Quick and easy stick-on installation - no tools are required



# HEADLIGHT COVERS



## ACCENTUATED HEADLIGHT STYLING

- ✓ Stylish upgrade - Available in matt or gloss black
- ✓ Quality injection ABS composite ensures durability
- ✓ Quick and easy installation using 3M tape
- ✓ Enhances the vehicle's de-chromed look
- ✓ Accentuates the C-shape front DRLs

# REAR LIGHT COVERS



## ACCENTUATED REAR LIGHT STYLING

- ✓ Stylish upgrade - Available in matt or gloss black
- ✓ Quality injection ABS composite ensures durability
- ✓ Quick and easy installation using 3M tape
- ✓ Enhances the vehicle's de-chromed look
- ✓ Accentuates and compliments the rear lights



# WATERPROOF SEAT COVERS



## KEEP YOUR SEATS LOOKING LIKE NEW

- ✓ Tailored fit front and rear seat covers
- ✓ 100% waterproof - durable and specifically tailored by model
- ✓ Suitable for models with side airbags and heated seats
- ✓ Rear armrest is still useable (not compatible with ISOFIX)
- ✓ Cost-effective interior protection

# 3D TRAY STYLE FLOOR MATS




## ULTI-MATS: FULL SET FOR FRONT AND REAR

- ✓ 3D moulded extra-deep lipped tray
- ✓ Digitised design and precision-measured for the ultimate fit
- ✓ Repels stains and impervious to liquids
- ✓ Anti-skid backing with reinforced driver's heel pad
- ✓ Triple layer composite for durability and protection



# HEAVY DUTY TOW BAR



## PERFECT FOR REGULAR TOWING

- ✓ 3500kg load rating - with tow ball included
- ✓ Adjustable tow ball height - two different positions
- ✓ Easy to install - fits directly to the vehicle chassis
- ✓ Heavy-duty, fixed flange tow bar - designed for regular use
- ✓ Plated and homologated for European use

# 13-PIN TOWING ELECTRICS




## 13-PIN PLUG N PLAY

- ✓ 13 pin towing electrics kit
- ✓ Easy 'plug and play' installation
- ✓ No hard wiring required
- ✓ Connects directly to the vehicle's OE wiring
- ✓ Detailed pictorial instructions included



# PLATFORM RACK FOR ROLL TOPS




## IDEAL FOR FREQUENT LOADING AND UNLOADING

- ✓ High-quality aluminium, with 120kgs load rating
- ✓ Available with or without side rails
- ✓ Top mounted, rear facing LED light bar/LED cube fixing points
- ✓ Works with most roller shutters including Mountain Top and Aeroklas
- ✓ Durable, none corrosive black finish so it won't rust or fade



# SWING CASE TOOL BOX



## NEAT, FORM-FITTING SECURE STORAGE

Keep your tools within arm's reach without sacrificing truck bed space. Swing it 180° over your tailgate for easy access, and lock it securely with the twist-lock mechanism. Installation is a breeze with 6 self-tapping screws, and it's completely portable for on-the-go convenience.



# **4X4AT.COM**

**CALL – 01677 428799**

**EMAIL – SALES@4X4AT.COM**

