

Model No. : **S-950SRL**

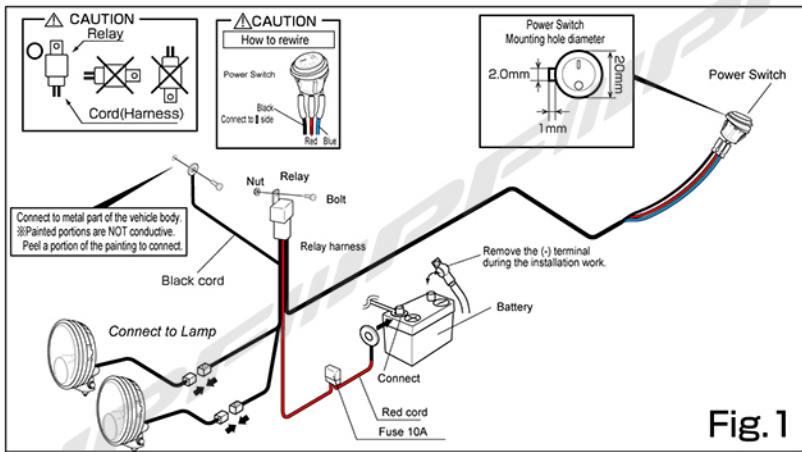
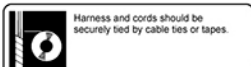
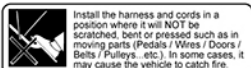
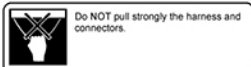
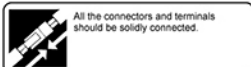
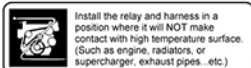
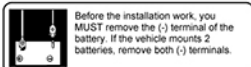


Fig. 1

WARNING
Strictly follow the cautionary points. Incorrect or faulty wiring may cause the vehicle to catch fire.

1. Wire the lamp, refer to the figure1.
2. If the wiring needs to pass through into vehicle, remove the switch's wiring, refer to the figure1(How to rewire)
3. For setting an ignition interlock with ACC PWR or IGN PWR, additional wiring is required after a normal wiring procedure, refer to the figure2.

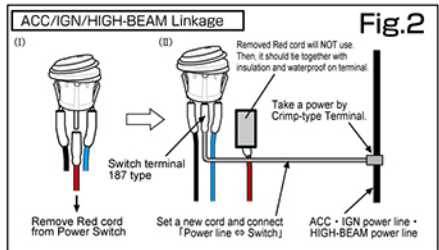


Fig.2